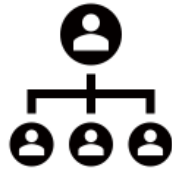
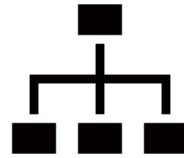


Request for Proposal Available

"System Planning Support" output available



actor model



conceptual model



Business Use Case Model

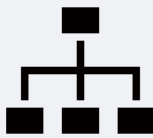


data flow model



Partial prototypes

Domain modeling (functional requirements definition)



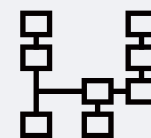
Domain Model

Determine the systemization domain, the data and attributes to be handled and their relationships structure without omissions or contradictions.



Data Flow Model

Determine the appropriate processing unit of logical data as one function and clarify input/output.



Supplemental Diagrams

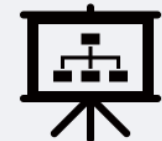
If necessary, other elements such as status transitions and processing sequences are also expressed using dedicated diagrams.

Non-functional requirement definition



Non-Functional Definition List

Determine the grade of the system to be developed using the non-functional requirement grade of IPA and the requirement level by selecting important items.



System overview diagram

Clarify the boundaries between systems and users, including external systems and actors, and demarcate responsibilities.



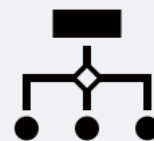
RFP

Development Project Planning



Master Schedule

Process and schedule after the development phase.



Project Structure

Personnel structure for both the client and the development team.



Project Rules

Selection and frequency of meetings and other commitments.

